

Orpheum Theatre  
910 Hennepin Avenue  
Minneapolis, MN 55403

## CONTACTS

### David Marietta

*TD/Operations*

Office: (612) 373-5614

Cell: (612) 210-8159

Fax: (612) 338-6132

dave.marietta@

broadwayacrossamerica.com

### Levi Houkom

*Head Carpenter*

### Bill Devins

*Head Electrician*

### Robert Miller

*Head Properties Master*

### Spencer Wasilowski

*Head Sound Technician*

### Gail Nelson

*Chief Operating Officer*

(612) 373-5673

### Lee Ann Weimar

*Director of Client Services*

(612) 373-5671

### Production Numbers

Phone: (612) 332-3002

Phone: (612) 332-3006

Fax: (612) 375-0828

Fax: (612) 332-2873



# LOADING FACILITIES

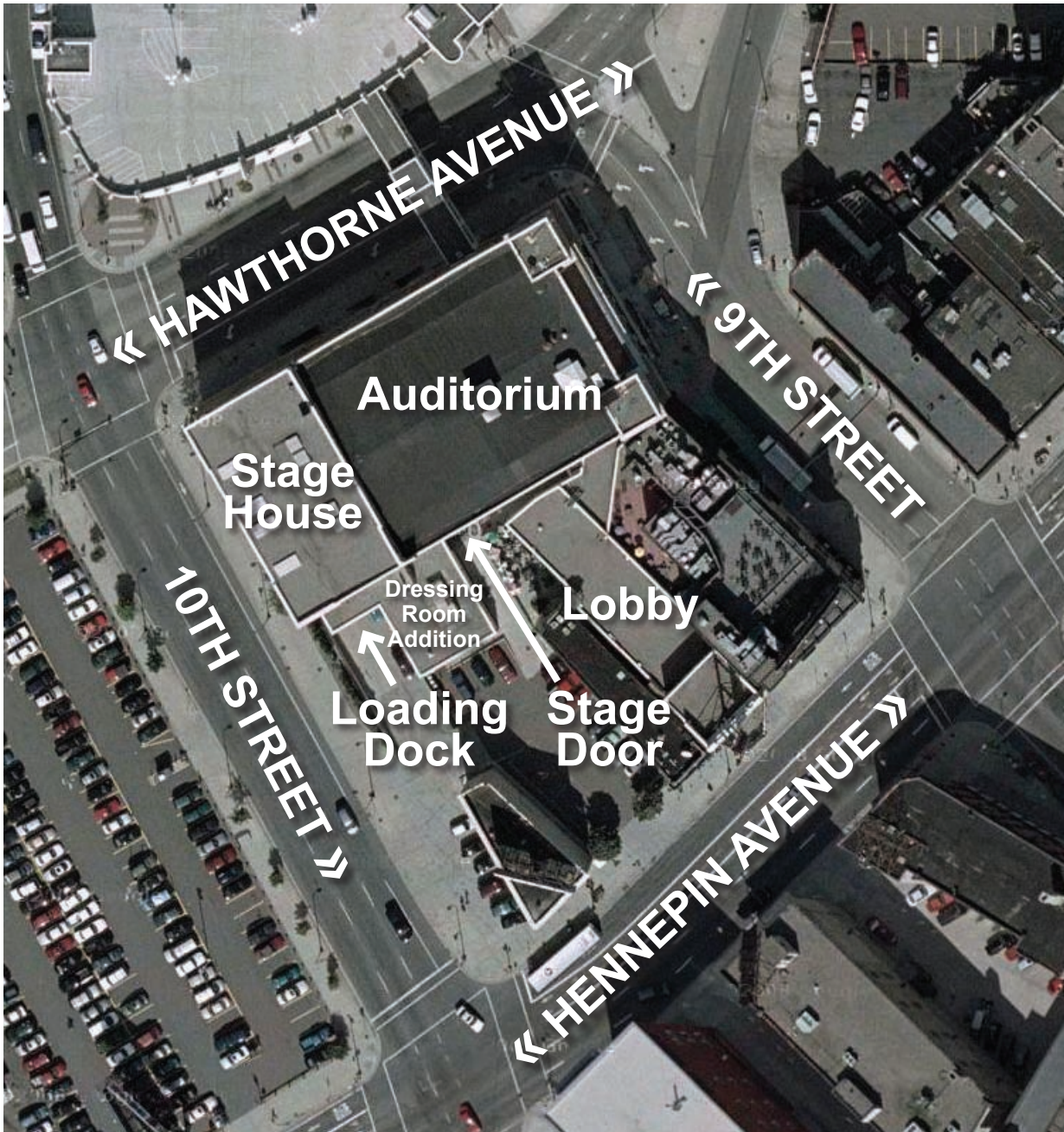
**Load-in Door Size:** 8' wide x 10' high

**Location:** 10th Street between Hennepin and Hawthorne

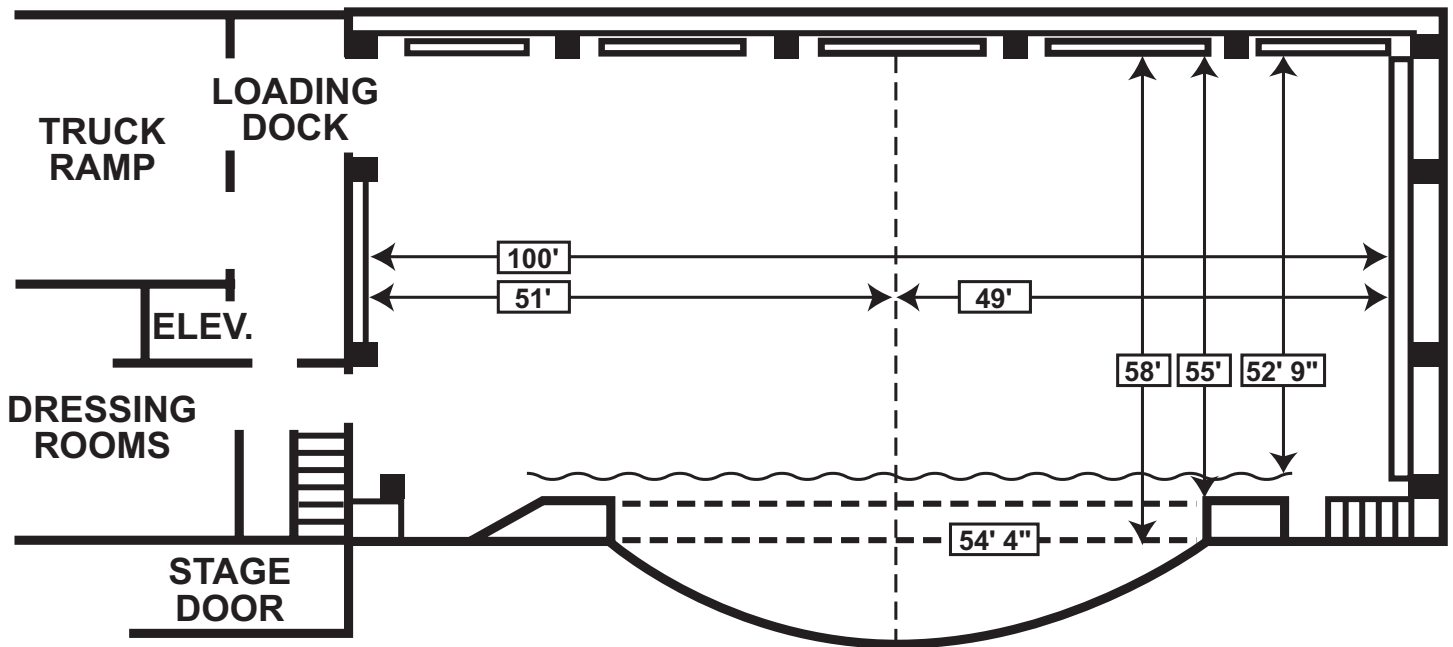
**Freight Elevator Location:** SR

**Elevator Door Size:** 6' wide x 8' high

**Elevator Compartment Size:** 8' wide x 11' high



# STAGE DIMENSIONS



**Proscenium Opening:** 54' 4" wide x 28' 8" high

## Stage Depth

Lip of apron to plaster line: 36"  
 Lip of apron to back wall: 58"  
 Depth of smoke pocket: 6"  
 Curtain line to back wall: 52' 9"  
 Apron to curtain Line: 63"  
 Proscenium wall to back wall columns: 55'

## Stage Width

SR wall to fly floor SL: 100'

## Distance from center stage to:

SL: 49'  
 SR: 51'  
 SL Wing: 20' 6"  
 SR Wing: 26'

## Plaster line center stage to:

First row of seats: 18'  
 First mix position: 35'  
 Second mix position: 104'  
 First Balcony BB: 45'  
     Elevation above stage floor: bottom 24', top 34'  
 Second Balcony BB: 72'  
     Elevation above stage floor: bottom 29', top 45'  
 Balcony rail center: 44'  
     Elevation above stage floor: 16'  
 Balcony rail sides: 55'  
 Booth: 134'



# FLY SYSTEM & RIGGING CONTINUED

Line Set	Distance from Proscenium Wall	Typical Lineplot
1	1' 4"	House Teaser
2	2' 3"	House Curtain
3	3' 4"	
4	3' 10"	First Electric
5	4' 4"	
6	4' 10"	
7	5' 4"	
8	5' 10"	
9	6' 4"	
10	6' 10"	
11	7' 4"	
12	7' 10"	
13	8' 4"	
14	8' 10"	
15	9' 4"	#1 Border
16	9' 10"	#1 Legs SL
17	10' 4"	#1 Legs SR
18	10' 10"	
19	11' 4"	
20	11' 10"	
21	12' 4"	
22	12' 10"	
23	13' 4"	
24	13' 10"	2nd Electric
25	14' 4"	
26	14' 10"	
27	15' 4"	
28	15' 10"	
29	16' 4"	
30	16' 10"	
31	17' 4"	#2 Border
32	17' 10"	#2 Legs SL
33	18' 4"	#2 Legs SR
34	18' 10"	Black Back
35	19' 4"	
36	19' 10"	
37	20' 4"	
38	20' 10"	
39	21' 4"	
40	21' 10"	
41	22' 4"	3rd Electric
42	22' 10"	
43	23' 4"	
44	23' 10"	
45	24' 4"	
46	24' 10"	
47	25' 4"	#3 Border
48	25' 10"	#3 Legs
49	26' 4"	

Line Set	Distance from Proscenium Wall	Typical Lineplot
50	26' 10"	
51	27' 4"	
52	27' 10"	
53	28' 4"	
54	28' 10"	
55	29' 4"	
56	29' 10"	
57	30' 4"	
58	30' 10"	4th Electric
59	31' 4"	
60	31' 10"	
61	32' 4"	
62	32' 10"	
63	33' 4"	
64	33' 10"	#4 Border
65	34' 4"	#4 Legs
66	34' 10"	Black Scrim
67	35' 4"	
68	35' 10"	
69	36' 4"	Cyc Lights
70	36' 10"	
70-A	37' 4"	
71	38' 7"	muled
72	39' 10"	White Bounce
73	40' 4"	
74	40' 10"	
75	41' 4"	
76	41' 10"	
77	42' 4"	
78	42' 10"	
79	43' 4"	
80	43' 10"	
81	44' 4"	
82	44' 10"	
83	45' 4"	
84	45' 10"	
85	46' 4"	
86	46' 10"	
87	47' 4"	
88	47' 10"	
89	48' 4"	
90	48' 10"	
91	49' 4"	
92	49' 10"	
93	50' 4"	
94	50' 10"	
95	51' 4"	
96	51' 10"	

**RIGGING POINTS FRONT OF HOUSE**



Hole	DS from lip of stage	From center	Ceiling color	Size hole	Capacity
A1	0' 8"	21' 3" SR	Gold	6"	2k
A2	0' 10"	6' 5" SR	Gold	6"	2k
A3	0' 8"	6' 2" SL	Gold	6"	2k
A4	0' 9"	21' 11" SL	Gold	6"	2k
B1	2' 1"	25' 4" SR	Blue	4"	2k
B2	1' 11"	24' 9" SL	Blue	4"	2k
C1	2' 4"	2' SR	Gold	8"	1200 lb
C2	2' 4"	2' SL	Gold	8"	1200 lb
D1	2' 7"	18' 8" SR	Blue	4"	2k
D2	2' 5"	10' 5" SR	Blue	4"	2k
D3	2' 4"	11' 5" SL	Blue	4"	2k
D4	2' 7"	18' 8" SL	Blue	4"	2k
E1	4' 6"	24' 4" SR	Blue	6"	2k
E2	4' 6"	24' 7" SL	Blue	6"	2k
F1	4' 0"	21' 3" SR	Blue	6"	2k
F2	4' 0"	22' SL	Blue	6"	2k
G1	4' 11"	21' 4" SR	Blue	6"	2k
G2	3' 9"	8' 1" SR	Gold	6"	2k
G3	4' 0"	7' 10" SL	Gold	6"	2k
G4	4' 11"	21' 10" SL	Blue	6"	2k
H1	6' 2"	27' SR	Gold	4"	2k

Hole	DS from lip of stage	From center	Ceiling color	Size hole	Capacity
H2	6' 3"	26' 10" SL	Gold	4"	2k
J1	6' 11"	18' 6" SR	Blue	6"	2k
J2	6' 2"	9' 10" SR	Gold	4"	2k
J3	6' 3"	9' 4" SL	Gold	4"	2k
J4	6' 11"	18' 6" SL	Blue	6"	2k
K1	14' 9"	31' 5" SR	Blue	6"	2k
K2	11' 9"	14' 9" SR	Blue	6"	2k
K3	11' 5"	14' 6" SL	Blue	6"	2k
K4	14' 0"	30' 7" SL	Blue	6"	2k
L1	17'-0"	24' 3" SR	Gold	6"	2k
L2	16' 10"	6' 11" SR	Gold	6"	1k
L3	17' 0"	6' 6" SL	Gold	6"	1k
L4	17' 3"	23' 11" SL	Gold	6"	2k
M1	20' 1"	33' 9" SR	Blue	4"	2k
M2	19' 2"	30' 6" SL	Blue	4"	2k
N1	18' 6"	22' 5" SR	Gold	4"	2k
N2	18' 6"	11' 4" SR	Gold	4"	2k
N3	18' 6"	1' 11" SR	Gold	4"	2k
N4	18' 6"	10' 2" SL	Gold	4"	2k
N5	18' 4"	23' 7" SL	Gold	4"	2k

**RIGGING POINTS OVER BALCONY**



DS from lip of stage	From center	Size hole	Capacity
42'	12' 6" Right	4"	2k
	25' 6" Right	4"	2k
	9' 8" Left	4"	2k
	26' 8" Left	4"	2k
43' 6"	7' 8" Right	4"	2k
	29' Right	4"	2k
	7' 8" Left	4"	2k
	29' Left	4"	2k
62'	7' 8" Right	6"	half ton
	29' Right	6"	half ton
	7' 8" Left	6"	half ton
	29' Left	6"	half ton

# PROP INFORMATION

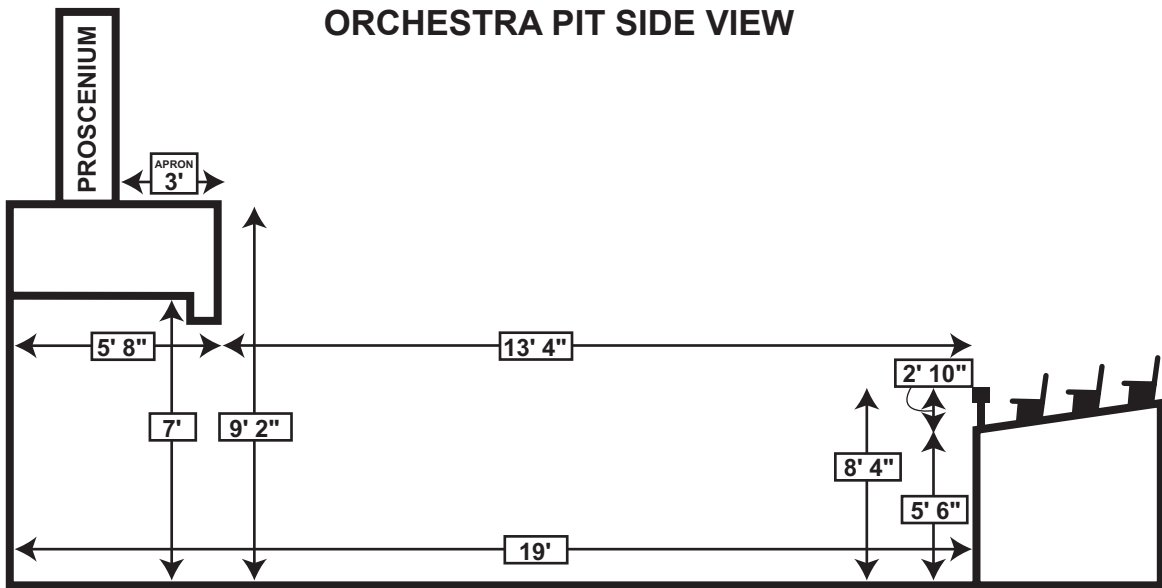
Orchestra pit depth from stage: 9' 2"  
 Stage to main floor level: 43.5"

Music stands: 30  
 Conductors stand: 1  
 Music stand lights with garlands: 50  
 Black padded chairs: 30  
 Bass stools: 3  
 Wood stools: 3  
 Chairs: 120

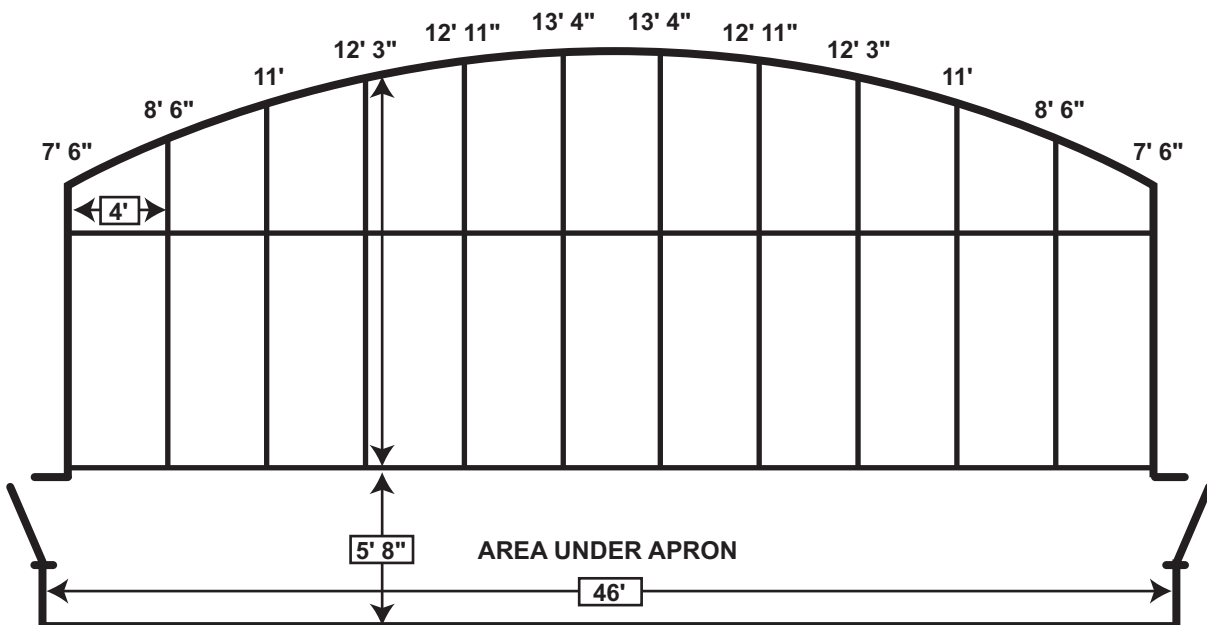
## WARDROBE

House washers and dryers: 2 (hookup for 3)  
 Steamer: 1  
 Irons and boards: 2  
 Tables: eight-foot: 10; six-foot: 6  
 Rolling wardrobe racks: 12

### ORCHESTRA PIT SIDE VIEW



### ORCHESTRA PIT TOP VIEW



# ELECTRICAL/LIGHTING

## ELECTRICAL POWER

Six 400 amp three phase four wire 208v company switches; mechanical ground; located Stage Right  
One 200 amp three phase four wire 208v company switch; located Down Stage Right for sound  
One 200 amp three phase four wire 208v company switch; located Down Stage Left for sound  
Sound power is transformer isolated.

## LIGHTING EQUIPMENT

### HOUSE CONSOLE

ETC Expression  
ETC Idea  
Two video monitors

### HOUSE DIMMERS

**2.4k dimmers:** 286  
**5k dimmers:** 6  
**House light dimmers:** dimmers 293–378

### LIGHTING INSTRUMENTS

**ETC Source 4, 36 degree:** 18  
**ETC Source 4, 26 degree:** 57  
**ETC Source 4, 19 degree:** 56  
**Altman 6 x 22:** 8  
**Cyc units, 3 circuit:** 20  
**8" Fresnels:** 12  
**Par 64:** 76

### STAGE CABLE

**Stage pin 5':** 60  
**Stage pin 10' green:** 70  
**Stage pin 25' yellow:** 50  
**Stage pin 50' orange:** 25  
**Stage pin 100' red:** 8  
**Stage pin twofer:** 40  
**Add on six circuit multi-cable: 50':** 8; **25':** 3

### ACCESSORIES

**8" barndoors:** 8  
**Rosco 6" Cardboard frames:** 200  
**Rosco 8" Cardboard frames:** 150  
**Pattern holders size A:** 24  
**ETC iris kits:** 12  
**Four run ladders:** 8  
**21' pipe and boom bases:** 8  
**18' sidearms:** 50

## STAGE CIRCUITS

### Patch Bay Circuits

circuit 1–72

### Back Wall Circuits

SL 263–274  
SR 275–286

### Orchestra Pit

SL 259, 260  
SR 261, 262

### 5k Gallery circuits

287, 288 USL  
289, 290 USR  
291, 292 DSR

BB1 SR 304–307

BB2 SL 335, 336

BB1 SR 308–311

BB2 SL 337, 338

### Drop Line Circuits

SL Gallery #1 73–78  
SL Gallery #2 79–84  
SL Gallery #3 85–90  
SL Gallery #4 91–96  
SL Gallery #5 97–102  
SL Gallery #6 103–108

SR Gallery #1 109–114

SR Gallery #2 115–120

SR Gallery #3 121–126

SR Gallery #4 127–132

SR Gallery #5 133–138

SR Gallery #6 139–144

SR Gallery #7 145–150

SR Gallery #8 151–156

SR Gallery #9 157–162

SR Gallery #10 163–168

SR Gallery #11 169–174

SR Gallery #12 175–180

SR Gallery #13 181–186

SR Gallery #14 187–192

SR Gallery #15 193–198

SR Gallery #16 199–204

SR Gallery #17 205–210

SR Gallery #18 211–216

SR Gallery #19 217–222

SR Gallery #20 223–228

SR Gallery #21 229–234

SR Gallery #22 235–240

SR Gallery #23 241–246

SR Gallery #24 247–252

SR Gallery #25 253–258

### Patchable Circuits from Intercept Panel SR to:

Ceiling: 36 circuits  
Balcony BBL1: 12 circuits  
Balcony BBL2: 12 circuits  
Balcony BBR1: 12 circuits  
Balcony BBR2: 12 circuits  
Balcony Rail: 24 circuits

## ELECTRICAL/LIGHTING CONTINUED

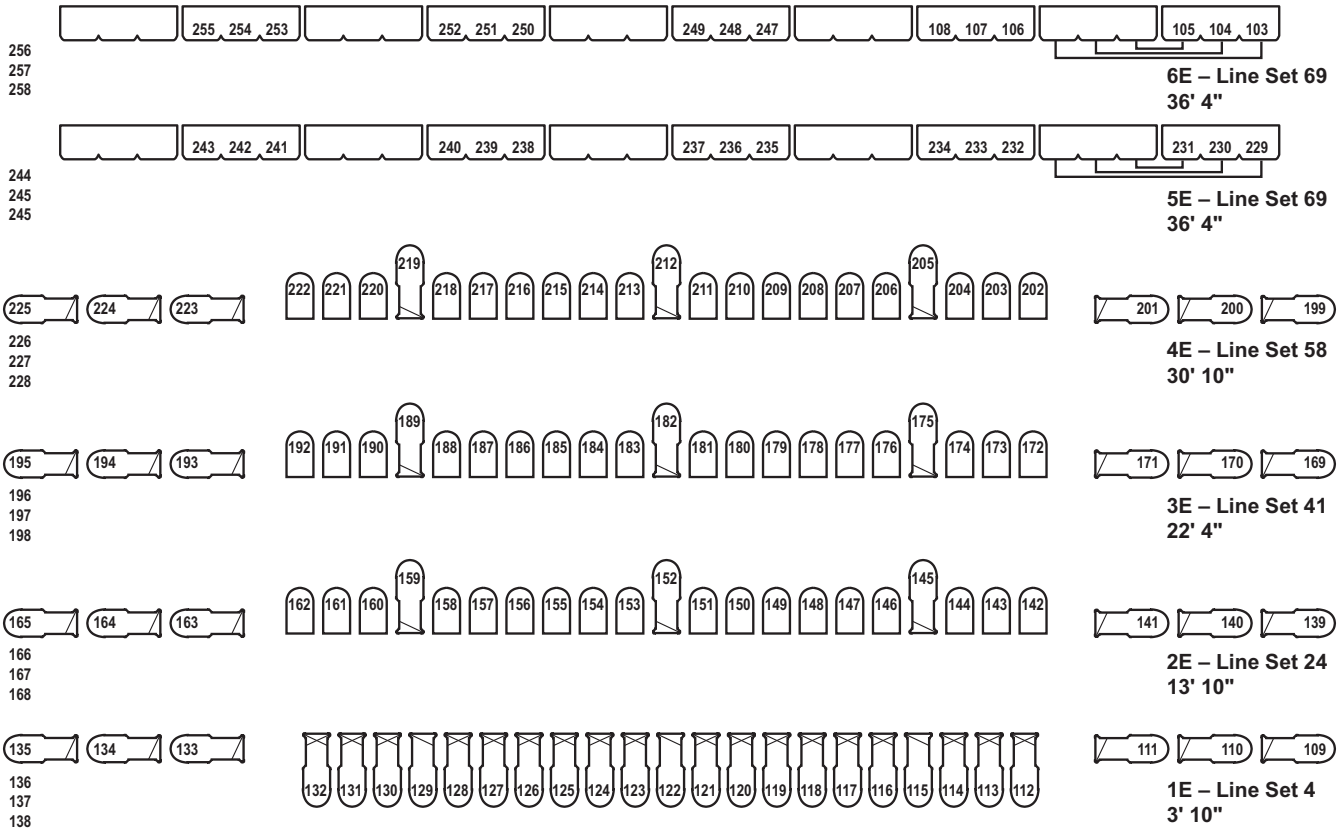
### HOUSE LIGHT CIRCUITS

293	Main chandelier	337	Lower Front cove
294	Main chandelier	338	Lower Front cove
295	Main chandelier	339	Lower Front cove
296	Main floor chandeliers north and south	340	Lower Front cove
297	Main floor chandelier center	341	Lower Front cove
298	Lower side wall sconces	342	Lower Rear cove left
299	Upper side wall sconces	343	Lower Rear cove left
300	Ceiling baskets boxes	344	Lower Rear cove left & right
301	Ceiling baskets under balcony – EC	345	Lower Rear cove right
302	Vomitories – EC	346	Lower Rear cove right
303	Vomitory step lights	347	Upper Center dome cove
304	SL BB1 – Dome	348	Upper Center dome cove
305	SL BB1	349	Upper Center dome cove
306	SL BB1	350	Upper Center dome cove
307	SL BB1	351	Upper front cove
308	SR BB1 – Dome	352	Upper front cove
309	SR BB1	353	Upper front cove
310	SR BB1	354	Upper front left cove
311	SR BB1	355	Upper front left cove
312	SL BB2	356	Upper front left cove
313	SL BB2	357	Upper front right cove
314	SL BB2	358	Upper front right cove
315	SL BB2	359	Upper front right cove
316	BR SL1–PB4	360	Upper cove left
317	BR SL2–PB6	361	Upper cove left
318	BR SR1–PB9	362	Upper cove right
319	BR SR2–PB11	363	Upper cove right
320	Spare	364	Upper cove right
321	Spare	365	Upper cove right
322	Lower Right Dome cove – EC	366	Upper left and right triangles – EC
323	Lower Right Dome cove	367	Upper left and right triangles – EC
324	Lower Right Dome cove	368	Upper left and right triangles – EC
325	Lower Right Dome cove	369	Upper Mid Cove
326	Lower Left Dome cove – EC	370	Upper Mid Cove
327	Lower Left Dome cove	371	Upper Mid Cove
328	Lower Left Dome cove	372	Upper Mid Cove
329	Lower Left Dome cove	373	Upper rear left side cove
330	Lower Center Dome cove – EC	374	Upper rear left side cove
331	Lower Center Dome cove	375	Upper rear cove – EC
332	Lower Center Dome cove	376	Upper rear cove
333	Lower Center Dome cove	377	Upper rear cove – EC
334	Lower Center Dome cove	378	Spare
335	Lower Front cove		
336	Lower Front cove		

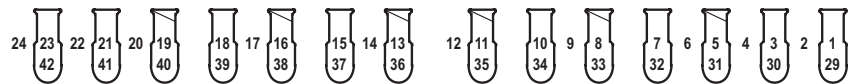
EC=Emergency Circuit

# ELECTRICAL/LIGHTING CONTINUED

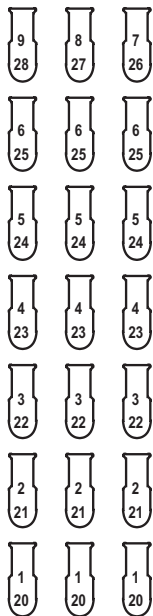
## STAGE



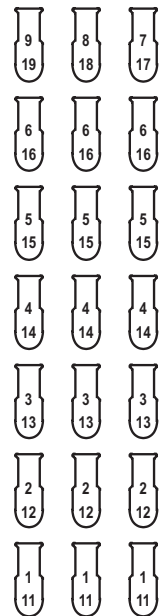
## BALCONY RAIL



## BOX BOOM RIGHT



## BOX BOOM LEFT



# SOUND

## House Cluster

- 6 – EAW 650 w/ 2" driver
- 1 – EAW 800I System Processor
- 1 – KLARK-TEKNIK DN-360 EQ
- 1 – KLARK-TEKNIK DN-584 Limiter
- 1 – Crest 8001 Power Amplifier
- 1 – Crest 7001 Power Amplifier
- 2 – Crest FA901 Power Amplifier

## Main Floor

- 4 – JBL Concert Series CD10156 Cabinet
- 2 – Rane AC23B System Processor
- 1 – Klark-Teknik DN-360 EQ
- 1 – Ashley CL52E Compressor/Limiter
- 2 – Crown CT-800 Power Amplifier
- 2 – Crown CT-400 Power Amplifier
- 1 – Klark-Teknik DN-370 EQ
- 2 – RCF/Sonic 1 x 18 Sub Cabinet
- 1 – DOD / Digitech Processor
- 1 – QSC EX 4000 Power Amplifier

## Front Fill

- 6 – ElectroVoice xi-1082 Cabinet
- 1 – ElectroVoice P-2000 Power Amplifier

## Under Balcony

- 6 – Fostex SP-MKII Cabinet
- 1 – ART PDS 1 x 3 Delay
- 1 – Crest FA901 Power Amplifier

## Balcony Box Fill

- 2 – ElectroVoice SXA250 Cabinet

## Onstage Side Fill

- 2 – OAP T-152 Cabinet

## Onstage Monitor Wedge

- 3 – ElectroVoice FM-1202ER Cabinet
- 1 – Crown CT-400 Power Amplifier

## House Intercom

- 1 – Clear-Com MS-222 Main Station
- 10 – RS501 Belt Pack
- 2 – RS502 Belt Pack
- 8 – CC-85 Headset
- 2 – CC-250 Headset
- 2 – CC-260 Headset
- 1 – CC-PTT Handset
- 4 – KB112 Remote Box

## Mixers

- 1 – Yamaha PM-1800 32ch
- 1 – Soundcraft EPM- 6ch
- 1 – 32 ch Main Snake
- 2 – 9 Pair Drive Snake

## Microphones

- 4 – Shure SM-58 Mic
- 4 – KlarkTeknik DN-100 Active P.I.
- 2 – AKG C568 EB Shotgun Mic

## House Paging

- 2 – Telex 450D Pit Mic
- 1 – Shure M267 Mixer
- 1 – TOA P-924 Amp

Speakers in all backstage dressing rooms & common areas

## SOUND CONTINUED

### MONITOR SYSTEM (SUBJECT TO AVAILABILITY)

#### OVERVIEW

- 56 channel, 14 mix system
    - (12 wedge mixes, 2 side fill mixes + cue)
  - 3 – four mix amp racks (EV P1200 and P3000 power amplifiers)
  - 1 – stereo side fill rack with cue (EV P3000 power amplifiers)
  - 4 – Klark Teknik DN9848 speaker processor
  - 2 – EQ racks
  - 1 – processing/FX rack
- Motion Laboratories Power Distribution

#### MIXING CONSOLE AND CASE

- 1 – Midas Heritage 3000 mixing console 48/4/BT
- 1 – Packhorse mixing console case

#### POWER SUPPLY RACK

- 1 – Furman PL-plus
- 2 – Midas P750 power supply

#### CONSOLE ACCESSORIES

- Midas EZ-tilt console stand

#### EQ RACK #1 (8 MIX)

- 4 – Klark Teknik DN370 EQ

#### EQ RACK #2 (6 MIX)

- 3 – Klark Teknik DN370 EQ

#### PROCESSING/FX RACK

- 1 – Furman PL-plus
- 1 – Yamaha SPX2000
- 1 – TC Electronics Reverb 4000
- 2 – Klark Teknik DN504+ compressor
  - (4 channels each/8 total compressors)
- 1 – Klark Teknik DN514+ noise gate
  - (4 channels/4 total gates)
- 1 – Tascam DVRA1000 audio/dsd master recorder

#### MONITOR SPEAKERS

- 8 – EV XW12A floor wedge
- 10 – EV XW15A floor wedge
- 2 – EV XI-1183A/64 side fill

### WIRELESS RACK #1 (SUBJECT TO AVAILABILITY)

- 1 – Furman PL-plus
- 4 – Shure UR4D dual wireless receivers
  - (8 channels of wireless)
- 8 – Shure UR2 handheld wireless transmitters
  - with SM58 capsules
- 8 – Shure UR1 bodypack transmitters (for use with Shure WL184 lavalier microphones or Countryman E-6 headset mics)
- 1 – Shure UA845 UHF antenna distribution system
  - (1/2 wave, active directional, and Helical antennas available)
- 2 – Tripp Lite power modules rs-1215

### WIRELESS RACK #2 (SUBJECT TO AVAILABILITY)

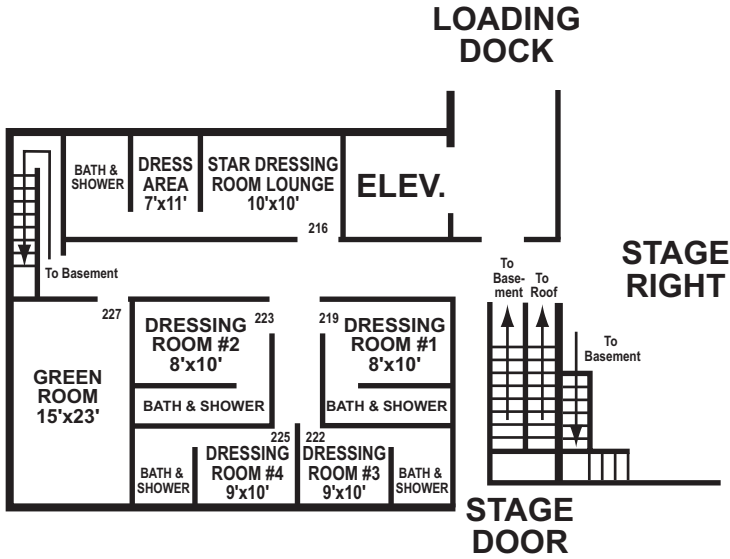
- 1 – Furman PL-plus
- 5 – Shure UR4D dual wireless receivers
  - (10 channels of wireless)
- 10 – Shure UR2 handheld wireless transmitters
  - with SM58 capsules
- 10 – Shure UR1 bodypack transmitters (for use with Shure WL184 lavalier microphones or Countryman E-6 headset mics)
- 1 – Shure UA845 UHF antenna distribution system
  - (1/2 wave, active directional, and Helical antennas available)
- 1 – Tripp Lite power module rs-1215

### MICS FOR WIRELESS SYSTEM (SUBJECT TO AVAILABILITY)

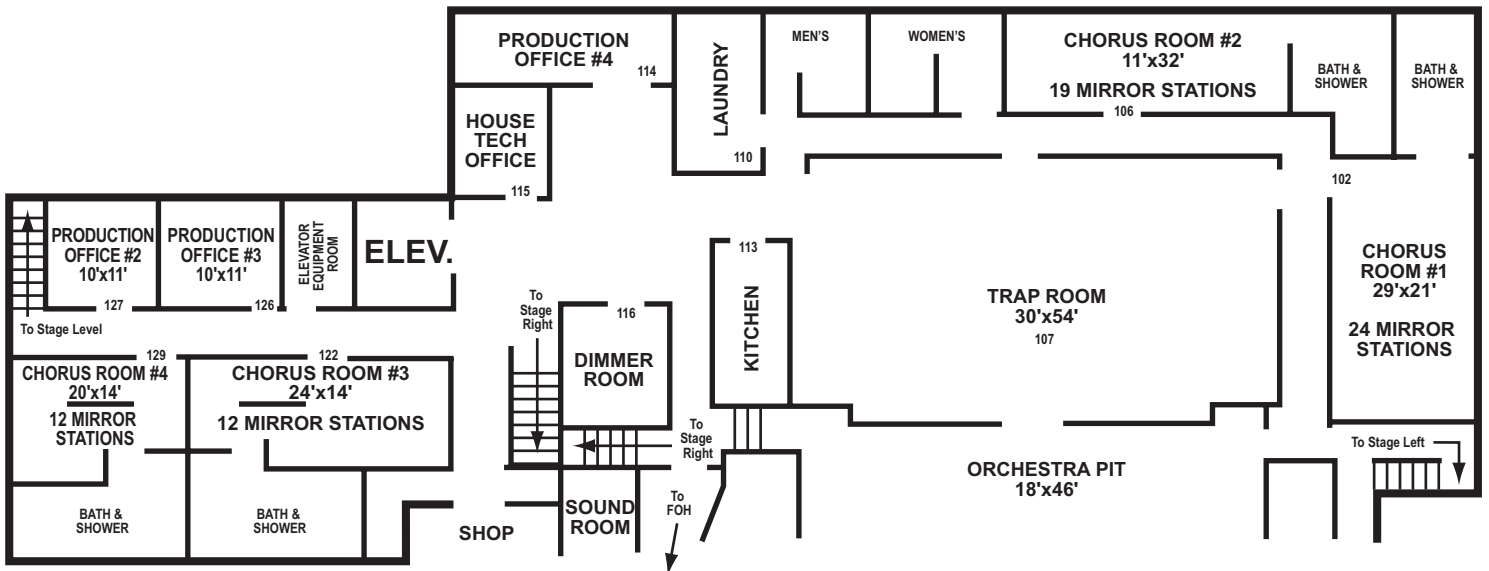
- 2 – Shure KSM9 capsules for UR2 handheld transmitters
- 1 – Electrovoice RE510 capsule, compatible with Shure UR2 handheld transmitters
- 18 – Shure WL184 lavalier microphones
- 26 – Countryman E-6 miniature headset mics-cocoa
  - (cablecets available for both Shure and EV beltpacks)
- 4 – Countryman B-6 lavalier microphone-cocoa
- 1 – Countryman B-6 lavalier microphone-cocoa wired to Sennheiser specification with a Lemo connector
- 2 – Telex sub miniature lapel microphones (ELM 33S, ELM 22S)
- 9 – EV RE92TX lav/instrument microphone

# DRESSING ROOMS

## STAGE LEVEL



## BASEMENT LEVEL



# FRONT OF HOUSE

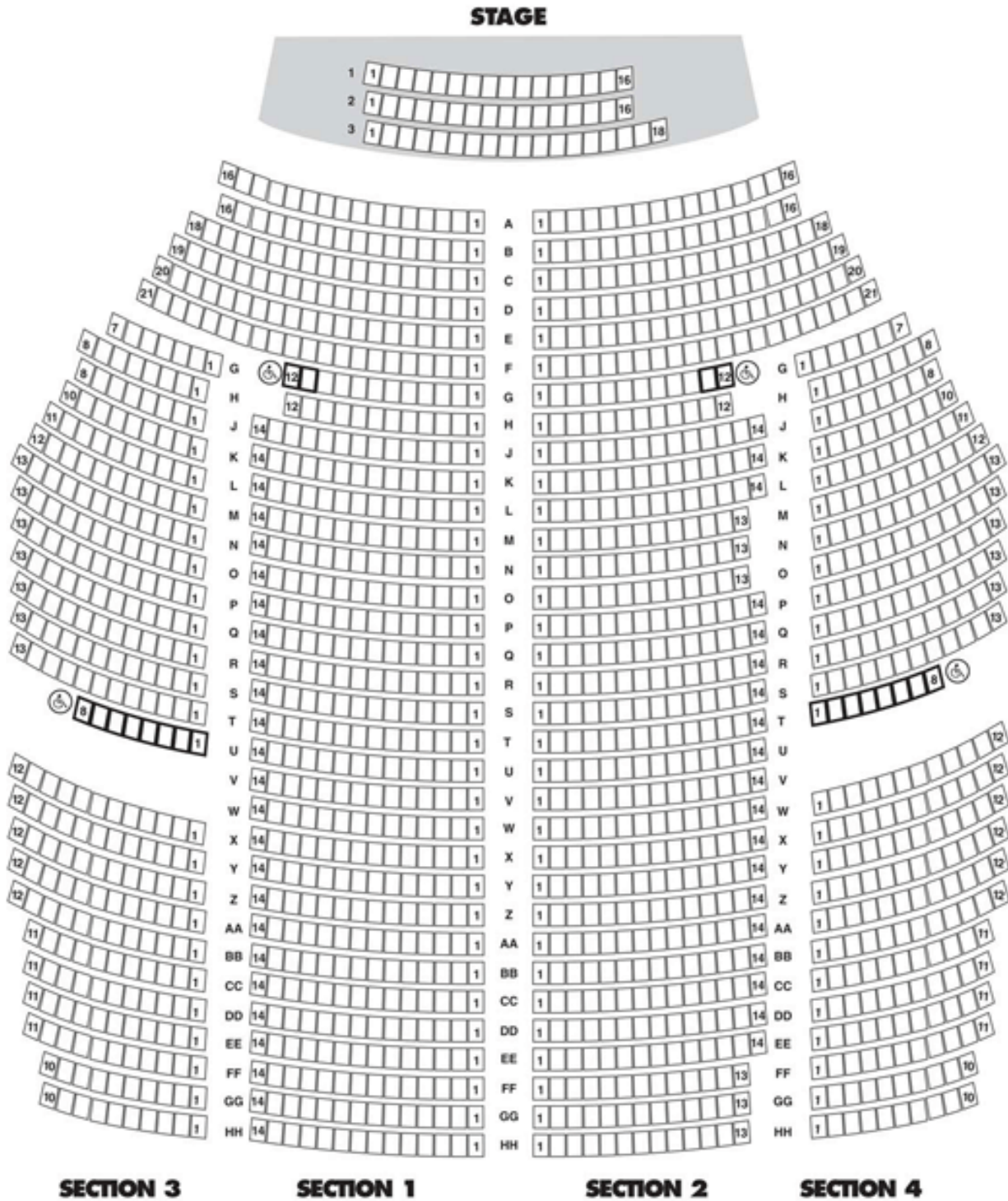
## SEATING INFORMATION

Main Floor: 1,569 (20 wheelchair)

Balcony: 1,049 (22 wheelchair)

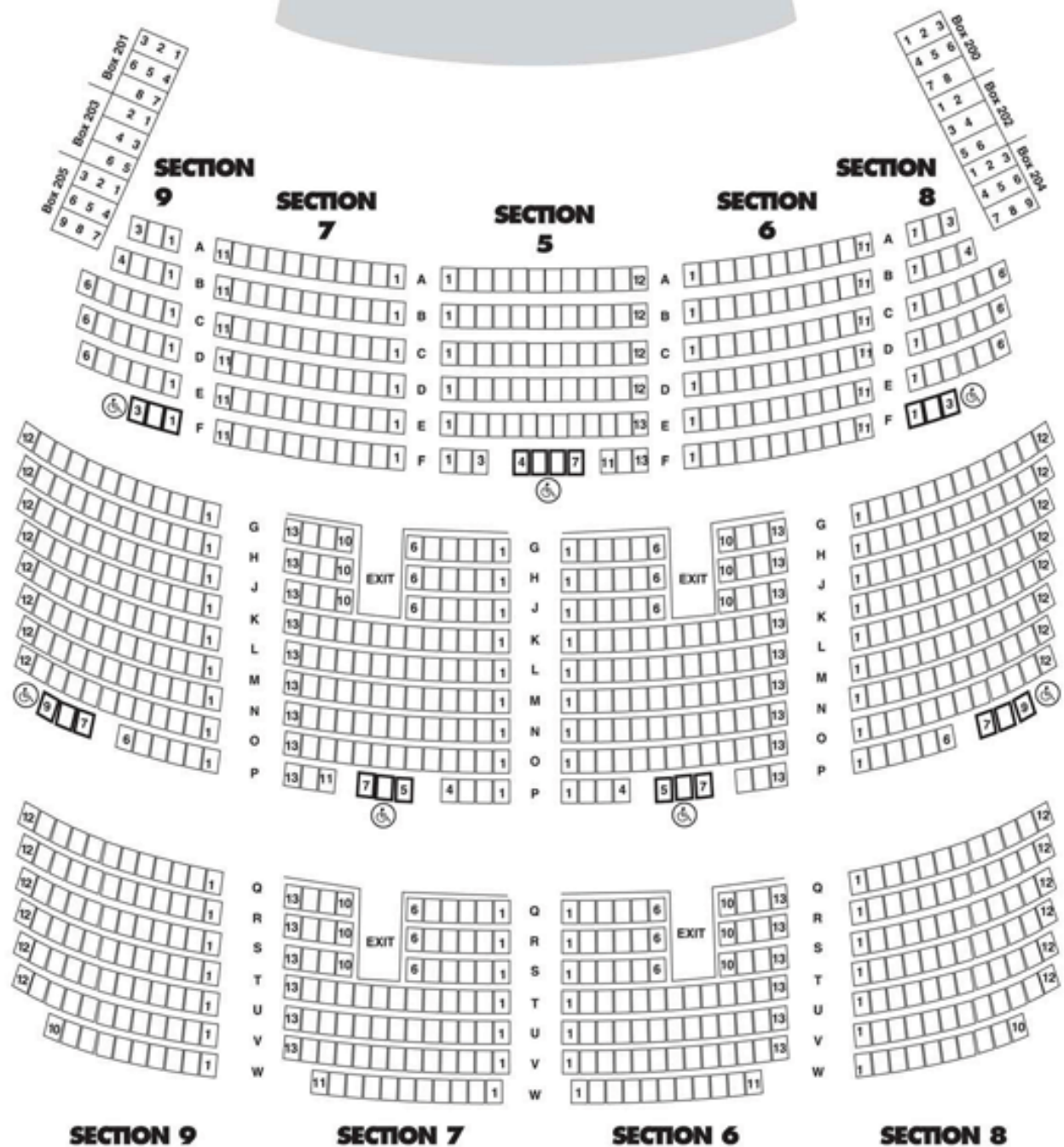
Total: 2,618

### MAIN FLOOR



BALCONY

STAGE



ORPHEUM THEATRE LOBBY

