



State Theatre
805 Hennepin Avenue
Minneapolis, MN 55403

CONTACTS

Mark Kroening
Operations Coordinator
Phone: (612) 339-3863
Fax: (612) 339-3909

Frank Drown
Head Carpenter

Amy Nguyen
Head Electrician

Vincent Fish
Head Properties Master

Jay Perlman
Head Sound Engineer

Gail Nelson
Chief Operating Officer
(612) 373-5673

Lee Ann Weimar
Director of Client Services
(612) 373-5671

Production Numbers
Phone: (612) 373-5612
Fax: (612) 339-1438



LOADING FACILITIES

Load-in Door Size: 6' ¾" wide x 8' 8" high


Location: 8th Street between Hennepin and LaSalle

*A police officer is used to control traffic.

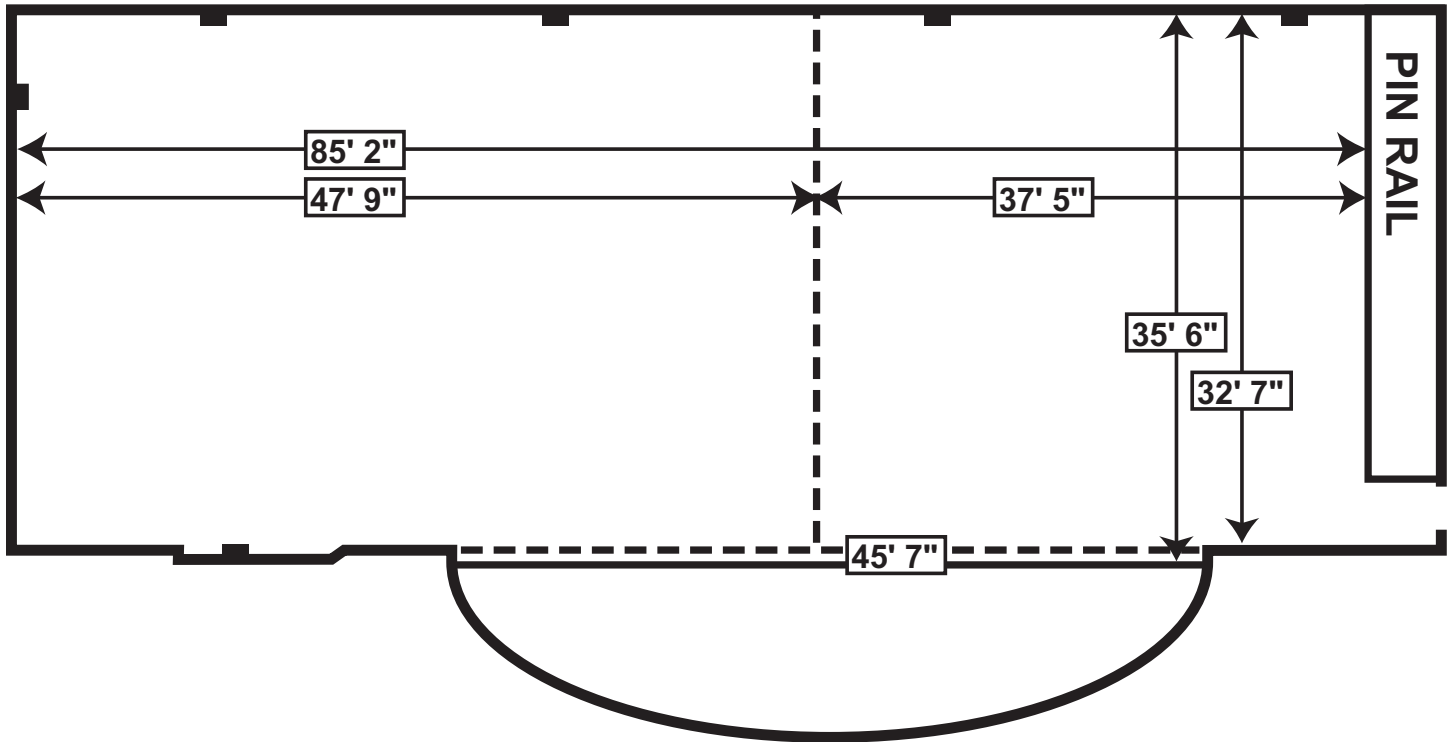
Elevator Location: SR

Elevator Door Size: 4' wide x 7' high

Elevator Compartment Size: 5' 4" wide x 8' 1" high



STAGE DIMENSIONS



Proscenium Opening: 45' 7½" wide x 25' 7" high

Stage Depth

Lip of apron to plaster line: 32"

Lip of apron to back wall: 35' 6"

Depth of smoke pocket: 6"

Curtain line to back wall: 31' 4"

Apron to curtain Line: 49"

Proscenium wall to back wall columns: 32' 7"

Stage Width

SR wall to fly floor SL: 85' 2"

SL Wing: 11' 5"

SR Wing: 23' 3"

Distance from center stage to:

Fly floor SL: 37' 5"

Wall SR: 47' 9"

Stage Height

Stage to Grid: 65' 4"

Plaster line center stage to:

First row of seats: 14' 6"

First Balcony BB: 64'

Second Balcony BB: 70'

Balcony rail center: 59' 10"

Balcony rail sides: 48'

Cove position: 62' 9"

Booth: 134'

FLY SYSTEM & RIGGING

Single Purchase Counterweight System

Arbor Capacity: 1,200 pounds; 40,000 pounds available

Number of line sets: 60, 6-line sets in 32' of fly space

Length of pipes: 57'

Stage to grid: 65' 4"

Maximum fly height: 62' 10"

Distance from curtain

to first set of lines: 7"

to last set of lines: 30' 8½"

Lockrail: Stage Level (SL)

Pin Rails: 31' 2" above stage floor left and right

5/8 rope sheaves, 7,000' hemp. (100)

Number of one ton lodestar chain hoists: 2

SOFT GOODS

Teal House Teaser: 20' x 60'

Teal House Curtain: Hangs 1' 3" from proscenium wall

Four Black Borders: 12' x 60'

Four Sets of Black Legs: 30' x 13'

Black Backdrop: 30' x 64'

White Leno Cloth Cyc: 28' x 60'

Black Sharktooth Scrim: 28' x 60'

LINE PLOT

Line Set	Distance from Proscenium Wall	Typical Lineplot
1	1' 3"	House Curtain
2	1' 10"	
3	2' 4"	
4	2' 10"	(muled, pulled between line sets 30 and 31)
5	3' 4"	1st Electric
6	4' 2"	
7	4' 4"	
8	4' 10"	
9	5' 5"	
10	5' 11"	Border
11	6' 5"	Leg
12	7' 0"	Black Back
13	7' 6"	Movie Screen
14	8' 0"	
15	8' 6"	
16	9' 1"	
17	9' 7"	
18	10' 1"	
19	10' 8"	
20	11' 2"	
21	11' 8"	
22	12' 2"	
23	12' 9"	9" Border
24	13' 3"	Leg
25	13' 9"	
26	14' 3"	
27	14' 10"	
28	15' 4"	2nd Electric
29	15' 10"	
30	16' 5"	

Line Set	Distance from Proscenium Wall	Typical Lineplot
31	16' 11"	
32	17' 5"	
33	18' 0"	
34	18' 6"	
35	19' 0"	
36	19' 7"	Border
37	20' 2"	Leg
38	20' 7"	
39	21' 2"	
40	21' 8"	
41	22' 2"	
42	22' 8"	3rd Electric
43	23' 3"	
44	23' 9"	
45	24' 3"	
46	24' 10"	
47	25' 4"	
48	25' 10"	
49	26' 4"	Border
50	26' 11"	
51	27' 5"	(muled, pulled after line set 60)
52	27' 11"	Black Scrim
53	28' 5"	
54	28' 11"	Cyc Lights
55	29' 5"	
56	29' 11"	
57	30' 6"	
58	31' 0"	White Bounce
59	31' 6"	
60	32' 1"	

PROP INFORMATION

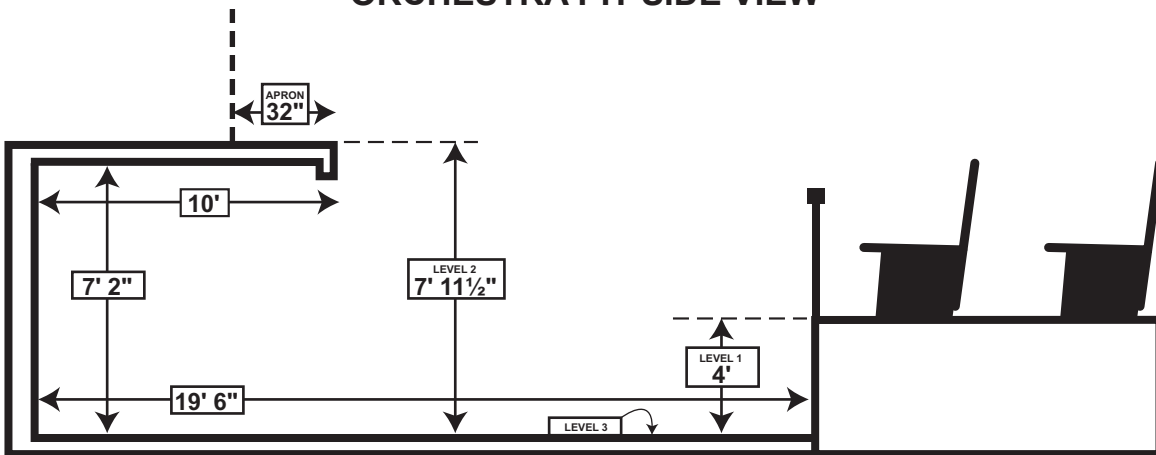
RISERS

- 4x8 Risers: 14
- 8 inch legs: 48 (8 risers)
- 12 inch legs: 30 (5 risers)
- 16 inch legs: 60 (10 risers)
- 24 inch legs: 30 (5 risers)
- 32 inch legs: 30 (5 risers)
- 40 inch legs: 10 (1 riser)
- 49 inch legs: 12 (2 risers)
- 55 inch legs: 6 (1 riser)
- 40' Fashion Runway: 1

WARDROBE

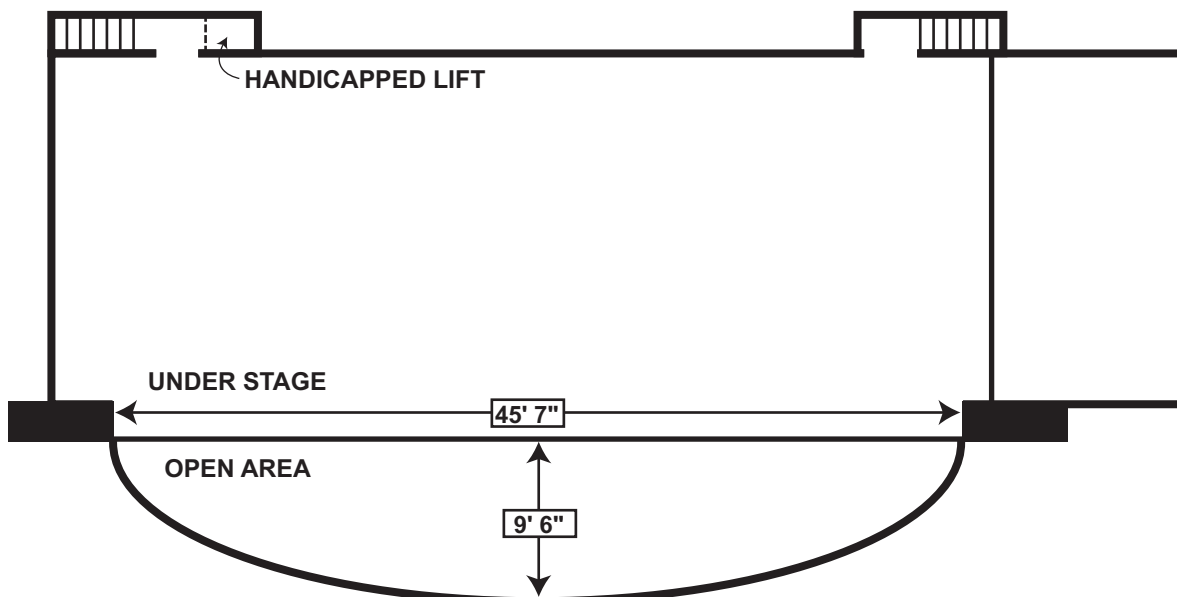
- House washers and dryers: 2 each
- Steamers: 2
- Iron and board: 1 each
- Rolling wardrobe racks: 9

ORCHESTRA PIT SIDE VIEW



PIT HAS THREE LEVELS: **Level 1 – Main floor seating level**, which allows you to have 30 seats in pit (15 seats on each side of the center line); **Level 2 – Stage level**, which makes for a thrust; and **Level 3 – Pit struck** to accommodate orchestra.

ORCHESTRA PIT TOP VIEW



ELECTRICAL/LIGHTING

ELECTRICAL POWER

600 amp 3 phase, 4 wire 208v company switch–SR.

400 amp 3 phase, 4 wire 208v company switch–SR.

200 amp 3 phase, 4 wire 208v company switch paralleled
SL and SR.

All sound power is transformer isolated and distributed to
company switches.

Mix position is Back of House, 16' wide x 7' deep.

LIGHTING EQUIPMENT

HOUSE CONSOLE

ETC Expression

ETC Acclain

HOUSE DIMMERS

2.4k dimmers: 200

STAGE CABLE

Circuit multicable drop lines: 6

SL: 3

SR: 19

Breakouts for above.

10' extensions for above: 3

25' extensions for above: 3

Moulded pin twofers with Rosco connectors: 50

6' cables with pin connectors: 50

10' cables: 50

25' cables: 20

50' cables: 12

100' cables: 2

PROJECTION EQUIPMENT

Dolby Processor – CP 6:5

Reel-To-Reel Operation (STD 2000)

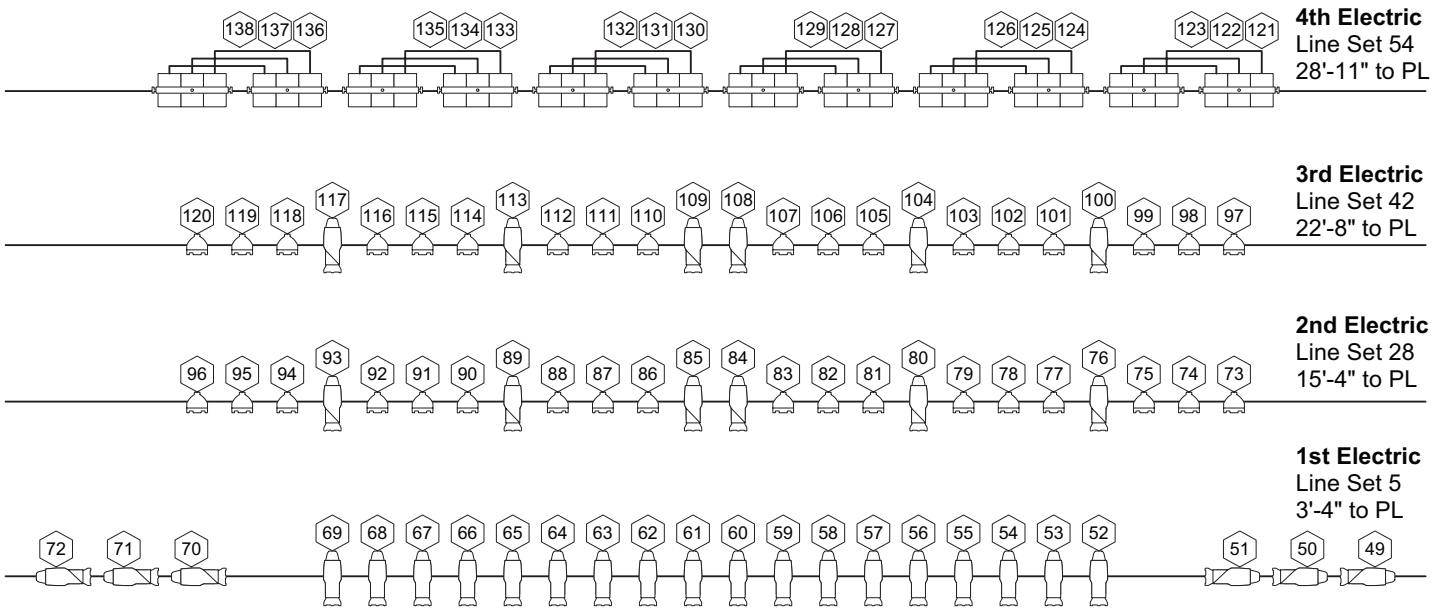
Strong 4000 watt Xenon Lamphouse

Simplex 35 projectors with Kelmar 5000 Reel Arms
(upper).

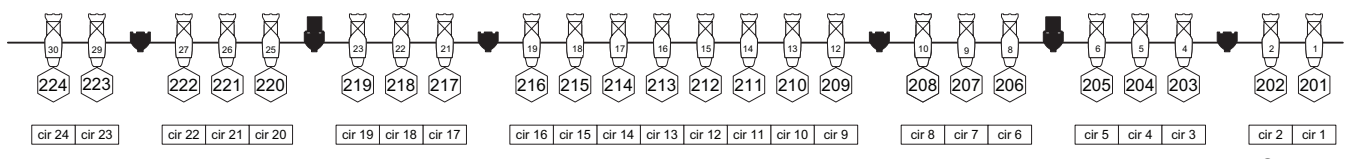
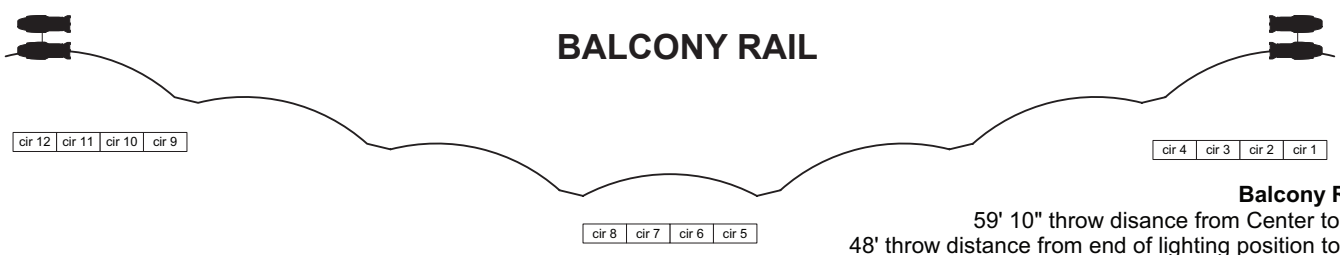
Lamp XBO 4000 with HS – OFR

ELECTRICAL/LIGHTING CONTINUED

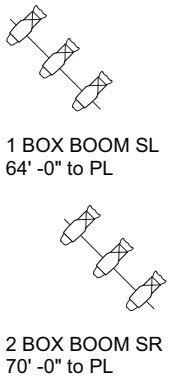
STAGE



BALCONY RAIL



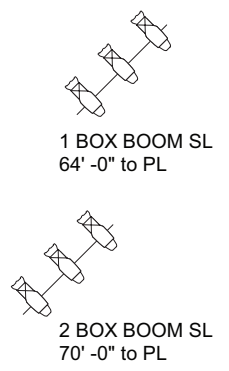
Cove
62' 9" Throw
Distance to PL



<h3>Key</h3> <p>Rx04 COLOR GOBO UNIT #</p> <p># DIMMER #</p> <p># CHANNEL #</p> <p>□ CIRCUIT #</p>		ETC Source 4 36 deg 575w.		Fixture not available
		ETC Source 4 26 deg 575w.		Fixture not available
		ETC Source 4 19 deg 575w.		
		ETC Source 4 Par WFL Lens 575w.		
		3 CELL CYC; 650w.		

NOTES:

1. These Drawings are not to scale.
2. The Cove and Box Booms are hung by position, not by measurements from Center.
3. The Onstage electrics are normally hung at 18" centers.
4. Darkened fixtures are not available for shows.



SOUND

CONCERT SYSTEM

TURBOSOUND STEREO BALCONY CLUSTER SYSTEM

Each flown cluster consists of the following:

- 3 – TFS-780H Flashlight Mid/High
- 1 – TFL-760H Floodlight Mid/High
- 4 – TSW-721L 21" Bass
- 1 – TFL-76OHM Underhung
- 1 – FB-780A Adjustable Fly Bar
- 18 – FC-780 Fly Chains
- 4 – TS-780 Tilt Straps

TURBOSOUND STEREO MAIN FLOOR SYSTEM (STACKED)

Each side stack consists of the following:

- 2 – TFL-760H Floodlight Mid/High
- 2 – TSW-718 2 x 18" Subwoofer
- 1 – TA"-112 Impact 120 (front fill)

AVAILABLE UNDER THE STAGE:

- 4 – TSW-124 24" Subwoofers

SURROUND SYSTEM

MAIN FLOOR SURROUND SYSTEM

- 10 TMA-112 Impact 120 (Surrounds)

CINEMA SYSTEM

Three identical speaker cluster are flown in a left, center, right configuration behind our Motion Picture Screen

Each cluster consists of the following:

- 2 – TFS-780H Flashlight Mid/High
- 2 – TSW-721L 21" Bass
- 2 – TFL-760H Floodlight Mid/High
- 1/2 – FB-780A Adjustable Fly Bar
- 12 – FC-780 Fly Chains
- 2 – TS-780 Tilt Straps

UNDERNEATH CENTER STAGE

- 4 – TSW-124 24" Subwoofers

POWER AMPLIFICATION

- Crest 8001, 7001, 4601, 3301

SYSTEM CROSSOVER AND DELAY CONTROL

- 4 – Turbosound LMS-700
Digital System Controllers
- 6 – XTA D P100 Audio Delay Processors
2 in/4 out (used for Surround Delay EQ)

HOUSE SOUND CONSOLE

- 1 – Yamaha PM4000 64 input Mixing Console
40 Mono Inputs; 12 Stereo Inputs
- 2 – Yamaha PW4000 Power Supplies
- 1 – Yamaha SU4000 Power Supply Switcher
- 1 – Furman AR-Pro 30 Amp Voltage Regulator

XTA DS-400 MIC/LINE Distribution System (56 inputs) (4 Way Active Splitter) with Fan Outs and Monitor Trunk by Whirlwind

EQUALIZATION

- 1 – B.S.S. FCS-926 Varicurve
- 3 – B.S.S. FCS-920 Varicurve
- 1 – B.S.S. FPC-900 Remote
- 2 – Klark Teknik DN-360

DYNAMICS

- 4 – Behringer COMPOSER (stereo) compressor
- 4 – Drawmer DS-201B (stereo)
- 1 – Klark Teknik DN-504 4 Channel Comp/Limiter

EFFECTS

- 1 – Yamaha SPX900 Multi Effect
- 1 – Yamaha SPX990 Multi Effect
- 1 – Yamaha D 5000 DDL

PLAYBACK/RECORD

- 1 – Tascam 01-0 CD Player
- 1 – Tascam DVRA-1000 high res DVD/CD Player/
Recorder (client needs to provide blank CDR or Sony
DVD+RW)

MICROPHONES

- 1 – Electro-voice N/D457A
- 8 – Electro-voice N/D308A
- 1 – Electro-voice RE-1000
- 2 – Electro-voice RE-200
- 8 – Electro-voice N/D767A
- 2 – Electro-voice N/D868
- 3 – Electro-voice N/D468
- 1 – Electro-voice N/D478
- 1 – Electro-voice CO-4
- 4 – Crown PMZ30
- 4 – Crown PCC160
- 8 – Sennheiser MD-421-U
- 2 – Electro-voice RE20
- 4 – Countryman direct boxes
- 12 – Soundolier microphone stands
- 8 – Boom arms

SOUND CONTINUED

AVAILABLE SUPPORT GEAR

Delayed Under balcony: (Not needed with Turbosound)
5 Fostex-SP11
Clear Com Intercom Station-distributed, ten stations, and
dressing room paging.

STAGE MONITOR BOARD

Studio Master 32/8 stage mix with splitter.

SUBMIXER-STUDIOMASTER GOLD SERIES 12/2

STAGE MONITOR SPEAKERS

4 – OAP 12/2 Side Fill Speaker cabinets
4 – Furman Stereo 31 Band Equalizers
4 – QSC 1500 Stereo Power Amplifiers

MONITOR SYSTEM (SUBJECT TO AVAILABILITY) OVERVIEW

56 channel, 14 mix system
(12 wedge mixes, 2 side fill mixes + cue)
3 – four mix amp racks (EV P1200 and P3000 power
amplifiers)
1 – stereo side fill rack with cue (EV P3000 power
amplifiers)
4 – Klark Teknik DN9848 speaker processor
2 – EQ racks
1 – processing/FX rack
Motion Laboratories Power Distribution

MIXING CONSOLE AND CASE

1 – Midas Heritage 3000 mixing console 48/4/BT
1 – Packhorse mixing console case

POWER SUPPLY RACK

1 – Furman PL-plus
2 – Midas P750 power supply

CONSOLE ACCESSORIES

Midas EZ-tilt console stand

EQ RACK #1 (8 MIX)

4 – Klark Teknik DN370 EQ

EQ RACK #2 (6 MIX)

3 – Klark Teknik DN370 EQ

PROCESSING/FX RACK

1 – Furman PL-plus
1 – Yamaha SPX2000
1 – TC Electronics Reverb 4000

2 – Klark Teknik DN504+ compressor
(4 channels each/8 total compressors)
1 – Klark Teknik DN514+ noise gate
(4 channels/4 total gates)
1 – Tascam DVRA1000 audio/dsd master recorder

MONITOR SPEAKERS

8 – EV XW12A floor wedge
10 – EV XW15A floor wedge
2 – EV XI-1183A/64 side fill

WIRELESS RACK #1 (SUBJECT TO AVAILABILITY)

1 – Furman PL-plus
4 – Shure UR4D dual wireless receivers
(8 channels of wireless)
8 – Shure UR2 handheld wireless transmitters
with SM58 capsules
8 – Shure UR1 bodypack transmitters (for use with Shure
WL184 lavalier microphones or Countryman E-6
headset mics)
1 – Shure UA845 UHF antenna distribution system
(1/2 wave, active directional, and Helical antennas
available)
2 – Tripp Lite power modules rs-1215

WIRELESS RACK #2 (SUBJECT TO AVAILABILITY)

1 – Furman PL-plus
5 – Shure UR4D dual wireless receivers
(10 channels of wireless)
10 – Shure UR2 handheld wireless transmitters
with SM58 capsules
10 – Shure UR1 bodypack transmitters (for use with Shure
WL184 lavalier microphones or Countryman E-6
headset mics)
1 – Shure UA845 UHF antenna distribution system
(1/2 wave, active directional, and Helical antennas
available)
1 – Tripp Lite power module rs-1215

MICS FOR WIRELESS SYSTEM (SUBJECT TO AVAILABILITY)

2 – Shure KSM9 capsules for UR2 handheld transmitters
1 – Electrovoice RE510 capsule, compatible with Shure
UR2 handheld transmitters
18 – Shure WL184 lavalier microphones
26 – Countryman E-6 miniature headset mics-cocoa
(cablecets available for both Shure and EV beltpacks)
4 – Countryman B-6 lavalier microphone-cocoa
1 – Countryman B-6 lavalier microphone-cocoa wired to
Sennheiser specification with a Lemo connector
2 – Telex sub miniature lapel microphones
(ELM 33S, ELM 22S)
9 – EV RE92TX lav/instrument microphone

DRESSING ROOMS

- 6 – Individual dressing rooms with two mirror stations and one sink, numbered 1–6.
- 1 – Men's chorus room has 19 mirror stations and 4 sinks with mirrors, plus a shower room and bathroom
- 1 – Women's chorus room has 19 mirror stations and 4 sinks with mirrors, plus a shower room and bathroom
- Commons room in basement: 60' x 26'
- Wardrobe room with 1 washer and 1 dryer: 20' x 20'

BASEMENT LEVEL



FRONT OF HOUSE

SEATING INFORMATION

Main Floor: 1,286

Balcony: 662

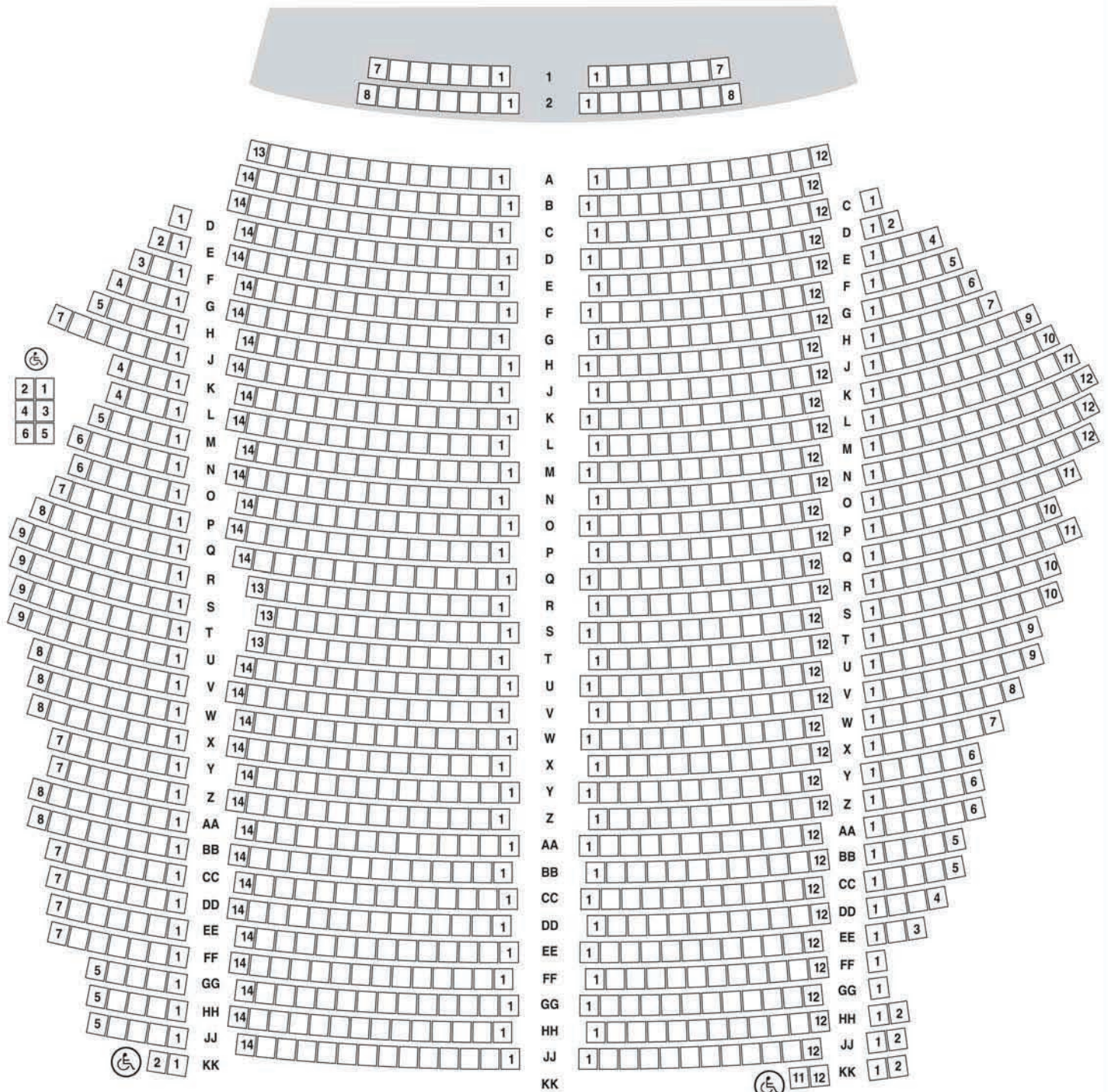
Balcony Loge: 175

Pit: 30

Accessible Seating: 10

Total: 2,163

MAIN FLOOR



SECTION 3

SECTION 1

SECTION 2

SECTION 4

